

Santiago High School

Counseling Department

**Home of Scholars,
Achievers & Champions**



**Senior Booklet
Class of 2017**

Santiago High School Student Services Staff

Counseling Center

Counselors:

Catherine Wallace
A-Cas

catherine.wallace@cnusd.k12.ca.us

Johnny Campos
AVID A-L
All EL Students
Cat-Der

jcampos@cnusd.k12.ca.us

Christine Berg
Des-Haz

cberg@cnusd.k12.ca.us

Eula Brown
He-Ll

ebrown@cnusd.k12.ca.us

Maritza Partida
AVID M-Z
Lo-Mas

mpartida@cnusd.k12.ca.us

Randy Thomas
McL-Pinto

rthomas@cnusd.k12.ca.us

Kristen Matsumoto
R--Sim

kmatsumoto@cnusd.k12.ca.us

Valencia Rodgers
Sin-Z

vrodgers@cnusd.k12.ca.us

Sandra Sullivan
Safety & Violence Prevention

ssullivan@cnusd.k12.ca.us

College & Career Center:
Mariana Nunes

Mariana.Nunes@cnusd.k12.ca.us


Clerks:
Maggie Segura

www.cnusd.k12.ca.us/shs

Table of Contents

CNUSD Graduation Requirements	4
Credit Recovery Options	
- Lee V. Pollard High School	4
- Adult Education	
- Online Education Resources	
Additional Options for High School Graduation	
- Gateway to College at RCC	5
- CA High School Proficiency Exam (CHSPE)	
- RCOE Come Back Kids	
- Job Corps	
Students' Rights & Responsibilities in the College Admissions Process	6-8
Pathways to Success: Post High School Planning	
- Career & Technical Education	9
- Community College	10
- Career Exploration with the ASVAB	12
- The Armed Forces	
- UC/CSU A-G College Minimum Eligibility Requirements	13
- Sample Planning Calendar	
College Admissions Exams	
- SAT & ACT	14
4 Year University Admissions Resources	
- UC	15
- CSU	16
Early Assessment Program	
- Private	17
Applying via Common App & SendEdu	
- College Placement Testing	19
NCAA Eligibility for the College Bound Athlete	20
Paying for College	
- Types of Financial Aid	21
- Santiago High School Local Scholarships	22-23
- General Scholarships	24
Letter of Recommendation	25
Transcript Requests	26

CNUSD High School Graduation Requirements	
•Language Arts	4 Years (40 Credits)
•Math	2 Years (20 Credits)
•Science	2 Years (20 Credits)
•Social Science (History)	3 Years (30 Credits)
•World Language/Fine Art	1 Year (10 Credits)
•Health	1 Sem. (5 Credits)
•P.E.	2 Years (20 Credits)
•Electives	15 Sems (75 Credits)
	220 Credits Total



Credit Recovery Options:

With a traditional 1st-6th period schedule, students have an opportunity to earn 30 credits per semester; 60 credits in a school year. If your student is behind on credits and needs to make up courses, you can choose one or more of the following options:

1. Adult Education
2. Online Education Program through a private company
3. Lee V. Pollard High School
4. Gateway to College & Career at RCC
5. Riverside County Office of Education *Come Back Kids Charter*
6. California High School Proficiency Examination (CHSPE)
7. Job Corps

*** Please see your counselor before selecting an option*

Adult Education:

If you need to earn additional credits towards graduation, or fail a required class first semester of your senior year, Adult Education may be an option for you. Adult Education offers 4 quarter long sessions. Students may register in August, October, January and March.

To sign up for an Adult Education course:

1. See your counselor for an Adult Education referral form
2. Call Adult Education at (951) 736-3325 to set up an appointment
3. Attend scheduled appointment at the Adult Ed Main campus at 300 S. Buena Vista Ave.

For specific registration and start dates, please call Adult Education at (951) 736-3325 or visit their website www.cnusd.k12.ca.us/adulted

Courses are offered on a first come first served basis.

Lee V. Pollard High School:

This is a credit recovery high school. This option is for students who currently have good attendance and behavior but are behind on credits in order to graduate on time. In addition to the regular class option, students may be eligible for an accelerated learning program or independent study. If you are interested in this option for graduation, contact your counselor for the application. You can also visit their website for additional information www.cnusd.k12.ca.us/lphs.

Online Education:

Current Board Policy 6522 indicates that CNUSD will grant credit for up to 40 credits of online instruction from a district approved, formally accredited college or private institution. *Please see your counselor for an online course approval form and list of programs currently approved by CNUSD **before** you sign up for a course.*

**** Please be aware that not all alternative and online classes meet NCAA and UC/CSU A-G minimum eligibility requirements.**

Additional Options for Earning a High School Diploma

Gateway to College & Career at RCC Riverside

This program is for 16-20 year olds who have dropped out or are near dropping out of high school. With this program, students can earn a high school diploma while earning college credits for an associate degree, college transfer, and/or occupational certificate. This program offers activities including field trips, presentations, and academic planning for RCC's different school-to-career pathways. For more information about this option, visit www.thinkbeyonddiploma.org or call (951) 222-8934 or (951) 222-8931.

California High School Proficiency Examination (CHSPE)

Students can earn the legal equivalent of a high school diploma by earning a passing score on the CHSPE. This exam consists of two sections: English (Language Arts) and Mathematics. Minors who pass the CHSPE must also have verified parent/guardian permission to stop attending school. **CHSPE administration dates are October 15, 2016, March 18, 2017 and June 17, 2017.** Students are eligible to take the CHSPE exam if they are at least 16 years old or have been enrolled in the 10th grade for one academic year, or will complete one year of enrollment in the 10th grade at the end of the semester in which the exam is given. For more information about this option, visit www.chspe.net or call (866) 342-4773.

Riverside County Office of Education Come Back Kids Charter

Come Back Kids (CBK) is a program that offers prevention/intervention services to students aged 16 to 24 who wish to re-enroll in an educational program. We require only 200 credits to earn your high school diploma! Students who have fallen through the cracks are offered an opportunity to make up credits, find classes they need, and get special training.

Students receive the opportunity to:

- Complete high school graduation requirements/credits
- Prepare for the High School Equivalency Exam
- Earn high school and college credits
- Attend English as a Second Language
- Enroll in Workforce Development

www.rcoe.us/student-program-services/come-back-kids-charter

Job Corps

Located in San Bernardino, Job Corps is a free education and training program that helps young people earn a high school diploma and learn a career. This program integrates the teaching of academic, vocational, employable skills, and social competencies through classroom and practical learning experiences. This program, which is sponsored by the U.S. Department of Labor, offers hands-on training in more than 100 career technical areas (automotive, machine repair, construction, finance, business, health care, hospitality, information technology, manufacturing, and many more). Students must be at least 16 years old to be eligible to participate in this program. For more information, visit <http://inlandempire.jobcorps.gov> or call (800) 733-5627.

Students' Rights and Responsibilities in the College Admission Process

National Association for College Admission Counseling

When You Apply to Colleges and Universities, You Have Responsibilities!

Before You Apply:

- You have a responsibility to research, and to understand and comply with the policies and procedures of each college or university regarding application fees, financial aid, scholarships, and housing. You should also be sure you understand the policies of each college or university regarding deposits you may be required to make before you enroll.

As You Apply:

- You must complete all material required for application and submit your application on or before the published deadlines. You should be the sole author of your applications.
- You should seek the assistance of your high school counselor early and throughout the application period. Follow the process recommended by your high school for filing college applications.
- It is your responsibility to arrange, if appropriate, for visits to and/or interviews at colleges of your choice.

After You Receive Your Admission Decisions:

- You must notify each college or university that accepts you whether you are accepting or rejecting its offer. You should make these notifications as soon as you have made a final decision as to the college you wish to attend, but no later than May 1. It is understood that May 1 will be the postmark date.
- You may confirm your intention to enroll and, if required, submit a deposit to only one college or university. The exception to this arises if you are put on a wait list by a college or university and are later admitted to that institution. You may accept the offer and send a deposit. However, you must immediately notify a college or university at which you previously indicated your intention to enroll.
- If you are accepted under an early decision plan, you must promptly withdraw the applications submitted to other colleges and universities and make no additional applications. If you are an early decision candidate and are seeking financial aid, you need not withdraw other applications until you have received notification about financial aid.

www.cistercian.org/school/academics/counseling_docs/2014-Students_Rights_Responsibilities_-_NACAC.pdf

Students' Rights and Responsibilities in the College Admission Process

National Association for College Admission Counseling

What Colleges Must Provide You: New from the US Department of Education!

Congress requires colleges to disclose important information called "Students Right to Know" via the web.

General:

- The cost of attending an institution, including tuition, books and supplies, housing, and related costs and fees.
- Requirements and procedures for withdrawing from an institution, including refund policies.
- Names of associations that accredit, approve or license the institution.
- Special facilities and services for disabled students.
- Student activities and career and placement services offered by the institution.
- Information about student body diversity (including gender, racial, and socioeconomic diversity).

Academics:

- The academic program of the institution, including degrees, programs of study, and facilities.
- Any plans by the institution for improving the academic program.
- A list of faculty and other instructional personnel.
- A statement of the institution's transfer of credit policies, including any established criteria used regarding the transfer of credit and a list of institutions with which the institution has an established transfer agreement.

Financial Aid:

- The types of financial aid, including federal, state and local government, need based and non-need based, and institutional and private financial aid available to students who enroll at the institution.
- The eligibility requirements and procedures for applying for aid; the methods by which a school determines eligibility for financial aid; how and when the aid is distributed.
- Terms and conditions of campus employment, if financial aid is delivered through a work-study aid program, and of federal loans.
- The rights and responsibilities of students receiving federal financial aid, including criteria for continued student eligibility and standards for satisfactory academic progress.

- Terms of any loan received as part of financial aid package, a sample loan repayment schedule, and the necessity for repaying loans.

For more information about student financial aid, visit www.studentaid.ed.gov.

Vocational Training Programs Only:

- The occupations that the program prepares students to enter.
- The on-time graduations rate of students entering the program.
- The cost for completing the program, including costs for tuition and fees, room and board, and other institutional costs typically incurred by students enrolling in the program.
- The placement rate for students completing the program.
- The median loan debt incurred by students who completed the program well as graduation rates categorized by gender, race, and federal aid recipient status.
- At schools that typically prepare students for transfer to a four-year college, such as a community college, information about the transfer-out rate.
- Information regarding the placement in employment of, and types of employment obtained by, graduates of the institution's degree or certificate programs (if the institution calculates placement rates).

Student Rights...


Before You Apply:

- You have the right to receive factual and comprehensive information from colleges and universities about their admission, financial costs, aid opportunities, practices and packaging policies, and housing policies. If you consider applying under an early admission plan, you have the right to complete information from the college about its process and policies.
- *You have the right to be free from high pressure sales tactics.*

When You Are Offered Admission:


- You have the right to wait to respond to an offer of admission and financial aid until May 1.
- Colleges that request commitments to offers of admission and/or financial assistance prior to May 1, must clearly offer you the opportunity to request (in writing) an extension until May 1. They must grant you this extension and your request may not jeopardize your status for admission and/or financial aid.
- *Candidates admitted under Early Decision programs are a recognized exception to the May 1 deadline.*

Pathways to Success: Post High School Planning









**RIVERSIDE COUNTY
OFFICE OF EDUCATION**
Kenneth M. Young, Riverside County Superintendent of Schools

*... to ensure the success
of all students ...*



[Home](#) | [About RCOE](#) | [Newsroom](#) | [Contact Us](#) | [FAQ](#)

Career Technical Education/ROP

The CTE Unit provides CTE classes through its Regional Occupational Program, offering over 553 classes, to 33,000 students, in 50 career areas and more than 2,000 places of employment. It is piloting and designing both new CTE curricula and programs: some serve special populations, such as alternative education and special education students, and some offer a new approach for all students, such as the pilot program that will teach math within a CTE context, offering both elective CTE credit and math credit. In addition, the CTE Unit provides direct programs to incarcerated adults throughout the county.

RCC Career & Technical Education Handbook

www.rcc.edu/departments/careertech/Documents/2015-2017%20RCCD%20CTE%20Handbook.pdf

Career & Technical Education Resources **YOU** can **USE!**

Roadtrip Nation

<http://roadtripnation.com/CTE/>

Who do U Want 2 Be?

www.whodouwant2b.com

California Career Zone

www.cacareerzone.org

Skills USA

www.skillsusaca.org

California Industrial and Technology Education

www.citea.org

FHA-HERO

www.hect.org/fhahero

Students in Free Enterprise

www.sife.org

Western Association of Food Chains

www.wafc.com

Future Business Leaders of America (FBLA)

www.cafbla.org

DECA

www.cadeca.org

Business Education Resource Consortium

www.bused.org

Health Occupations Student of America (HOSA)

www.health-careers.org

The ACE Mentor Program

www.acementor.org

First Lego League, First VEX, and First Robotics

www.usfirst.org

National Institute for Women In Trades, Technology & Services

www.iwitts.com

Project Lead the Way

www.pltw.org

Tech Prep

www.rcc.edu/techprep

Career One Stop

www.careeronestop.org

*Accounting *Administration of Justice *Air Conditioning & Refrigeration *American Sign *Language *Applied Digital Media and Printing *Architecture *Automotive Technology *Banking and Finance *Business *Community Interpretation *Computer Applications/ Office Tech *Computer Information Systems *Construction Technology *Cosmetology *Culinary Arts *Dental Assistant *Dental Hygiene *Dental Laboratory Technology *Drafting Technology *Early Childhood Studies *Education Paraprofessional *Electronic Technology *Emergency Medical Services *Engineering Technology *Exercise, Sports and Wellness *Film, Television and Video *Fire Technology *Human Resources *Human Services *Insurance *International Business *Logistics Management *Management *Manufacturing Technology *Marketing *Medical Assisting/ Transcription *Nursing *Operation and Production Management *Paralegal Studies *Photography *Physician Assistant *Real Estate *Retail Management *Sign Language Interpreting *Simulation & Video Game Development *Welding Technology

Community College

Riverside Community College District

RCCD | Riverside City | Moreno Valley | Norco | Learning Centers

RIVERSIDE CITY COLLEGE

MORE THAN YOU
imagine

Community colleges, for some students, can offer a less expensive way to begin your college experience. Community colleges offer a variety of associate degree programs, continuing education opportunities and career and technical education training. For students interested in transferring to a four year university to pursue a bachelor's degree, but aren't ready to do so right after high school, the community college can be a great way to complete general education requirements.

Visit www.norcollege.edu

Step 1 - Applying to Norco College

You may apply if you:

- Have graduated from high school
- Did not graduate but have attained a Certificate of Completion
- Have passed the GED examination
- Did not graduate but are 18 years of age or older

Step 2 - Apply for Financial Aid using the FAFSA

Step 3 - Complete the Assessment, Online Orientation and First Semester Educational Plan (SEP)

Schedule an Appointment Online at:

www.rcc.edu/services/counseling

or call

Moreno Valley: 951-571-6104

Norco: 951-372-7101

Riverside: 951-222-8440

Step 4 - Mail Your Transcripts (please see college website for address)

Step 5 - Activate your RCCD Email Account

Step 6 - Register for Classes

Step 7 - Pay Enrollment Fees- Check Fee Payment Deadlines

Step 8 - Get Your RCCD Student Photo/College ID Card

Step 9 - Buy Your Textbooks

Step 10 - Attend Class the First Day

Local Community Colleges:

- Riverside Community College (RCC): www.rcc.edu
- Norco College (NCC): www.norcollege.edu
- Santiago Canyon College (SCC): www.sccollege.edu
- Mt. San Antonio College (Mt. Sac): www.mtsac.edu



For graduating seniors from Corona, Norco, and Eastvale area high schools Complete Summer Advantage to earn EARLY Registration AND guaranteed opportunity to enroll in English and math courses at Norco College.

SUMMER ADVANTAGE is an opportunity exclusively for graduating high school seniors from the Norco College service area (public and private high schools in the CNUSD, Corona, Norco, and Eastvale areas) who plan to attend Norco College. Students who complete Summer Advantage will receive **EARLY REGISTRATION AND** guaranteed opportunity to enroll in English and math courses at Norco College for Fall 2017 and Spring 2018 academic terms. Students who place below college-level in mathematics and/or in English will be assigned to the appropriate Summer Advantage Academic Workshop that will provide a refresher in the subject. Students who are college-ready in mathematics and English, along with the participants in the Academic Workshops, will complete the Summer Advantage experience by participating in Norco Orientation Week. Program participants will have access to an Educational Advisor at NOW week, as well as during their first year in college.

A Summer Advantage Academic Workshop is for you if:

- EAP status is not ready or incomplete in mathematics or English
- EAP status is conditionally ready in mathematics or English AND you earned a C- or lower in the approved senior year course taken to clear the requirement
- And if Norco College Assessment/Placement results are below college level

www.norcocollege.edu/summeradvantage

The Armed Forces



Joining the military is a big decision. Make an informed choice and start the conversation with your parents today. Do your research and explore careers in the military at www.careersinthemilitary.com.

NROTC Scholarship Program

You could be eligible for tuition and financial benefits worth up to \$180,000. Other benefits include being commissioned as an officer upon graduation and receiving a monthly stipend. Visit the website below to review the eligibility requirements.

www.nrotc.navy.mil/scholarships.html

ASVAB Exam & Career Exploration Program

Take the **ASVAB Exam** – November 10, 2016

MUST Sign up in College & Career Center or in the Counseling Center!

ASVAB Score Interpretation TBD

The **ASVAB Career Exploration Program** helps students learn about themselves and the world of work. Students explore occupations in line with their interests and skills, and at the same time, develop an effective strategy to realize their career goals.

The **ASVAB Career Exploration Program** is a comprehensive career exploration and planning program that includes a multiple-aptitude test battery, an interest inventory, and various career planning tools designed to help you explore the world of work.

The ASVAB is the most widely used multiple-aptitude test battery in the world.

ASVAB and the Military:

Your ASVAB scores can also qualify you for certain jobs and training in the Armed Forces. If you are a junior or senior, you can use your ASVAB scores for military enlistment, including the Reserves and the National Guard, for up to two years after you take the test. **There is no relationship between taking the ASVAB and Selective Service registration. ASVAB information is not made available to the Selective Service System.**

Applying to a Four Year College or University

UC/CSU A-G Minimum Eligibility Requirements

	Subject	Years	Details
(A)	History/Social Science	2	Two years, including one year of world history, cultures, and historical geography <i>and</i> one year of U.S. history or one-half year of U.S. history and one-half year of civics or American government.
(B)	English	4	Four years of college preparatory English that includes frequent and regular writing, and reading of classic and modern literature. Only one year of English Language Development (ELD) 4 counts toward this requirement.
(C)	Mathematics	3	Three years of college preparatory mathematics that includes the topics covered in elementary and advanced algebra, and two- and three-dimensional geometry.
(D)	Laboratory Science	2	Two years of laboratory science providing fundamental knowledge in at least two of these three disciplines: biology, chemistry, and physics.
(E)	Language Other than English	2	Two years of the same language other than English.
(F)	Visual & Performing Arts	1	One year, including dance, drama/theater, music, or visual art.
(G)	College Preparatory Elective	1	One year (two semesters), chosen from additional "A-F" courses beyond those used to satisfy the requirements above, or courses that have been approved solely for use as "G" electives.

Sample College Application Calendar

September

- Mark your calendar with registration, admissions, and financial aid deadlines and fees.
- If you haven't already taken the SAT and/or ACT, register for the test(s).
- Attend college planning and/or financial aid information nights and college fairs.
- Ask for letters of recommendation if you need one.

October

- Take the SAT and/or ACT.
- Work on your admissions essays.
- Attend college planning and/or financial aid information nights and college fairs.
- Complete applications for every scholarship for which you may be eligible.
- Contact the schools' financial aid offices to determine which forms they require.

November

- Complete all admissions applications by their deadlines.
- If necessary, register to retake the SAT and/or ACT.
- Request financial aid forms and applications. Double check the deadlines for submission.

December

- Sign up for a PIN, to complete your FAFSA online at www.pin.ed.gov.
- Research and apply for other financial aid, including grants and scholarships.
- Watch for early admissions notices (they tend to arrive in December or January) and ***check your email and university portal accounts regularly***

January

- As soon as possible beginning October 1 complete your FAFSA at www.FederalStudentAid.ed.gov. Keep copies of all documents, including your PIN.

Check your email and university portal accounts regularly

February

- Be mindful of deadlines. Always submit information on time.
- Watch for the e-mail notice indicating your Student Aid Report (SAR) is ready.
- Review your SAR for errors and make any corrections as indicated.

March

- Check with the financial aid offices to ensure your paperwork is complete.
- Be on the lookout for acceptance letters. - ***Check your email and university portal accounts regularly***; these are the methods most often used by universities to communicate with students.

April

- Plan for registration, orientation, and housing, and mark your calendar with important dates.

May

- Be aware of any summer orientation sessions that you must attend at the school in which you will enroll, and make plans accordingly.
- Order your final transcripts from registrar's office.

College Admissions Exams

Most 4 year colleges and universities require you to submit either an SAT score or an ACT score. To sign up for a test date please visit the testing company's website.

SAT – College Board Online www.collegeboard.com

SAT Reasoning & SAT Subject Test Dates

Regular Registration Deadlines

October 1, 2016

September 1, 2016*

November 5, 2016

October 7, 2016*

December 3, 2016 *Last chance to take SAT for
Fall 2017 Admission*

November 5, 2016*

ACT Online

www.actstudent.org

ACT Test Dates

Regular Registration Deadlines

October 22, 2016

September 16, 2016*

December 10, 2016 *Last chance to take ACT
for Fall 2017 Admission*

November 4, 2016*

*Late fees apply after these dates

Additional Resources:

Test Preparation

- Princeton Review - www.princetonreview.com
- Kaplan - www.Kaplan.com
- Khan Academy - www.khanacademy.org
- Meri - www.merieducation.com

****Last chance to take the SAT or ACT for Fall 2017 admission are the December test dates unless approved by the university that you plan to attend. See testing company website for additional test dates.***

(Fee Waivers available for those who qualify – please see your counselor)



College Admissions Resources

University of California - www.universityofcalifornia.edu/admissions

The campuses of the University of California provide exciting environments that foster world-class educational and research opportunities and generate a wide range of benefits and services that touch the lives of Californians throughout the state. The UC family includes more than 220,000 students, more than 170,000 faculty and staff, 37,000 retirees and more than 1.5 million living alumni.

Explore **The University of California's** 10 campuses to discover which campus is the right fit for you: www.universityofcalifornia.edu/campuses/welcome. You can also check out UC's freshman class profile for each campus to help you choose the campus that is right for you: www.universityofcalifornia.edu/admissions/counselors/freshman/profiles

[Berkeley](#)
[Davis](#)
[Irvine](#)
[Los Angeles](#)
[Merced](#)
[Riverside](#)
[San Diego](#)
[San Francisco](#)
[Santa Barbara](#)
[Santa Cruz](#)



Ready to Apply?

www.universityofcalifornia.edu/admissions/how-to-apply

The application becomes available online August 1. The deadline to submit your application is November 30, 2016.

Check out your Major: Not all majors are offered at every campus. Some majors require a supplemental application. Majors at some campuses are “impacted” or may be more difficult to get into. So, do your research!

Personal Statement: You will need to submit a personal statement along with your UC application.

After you Apply: Visit your web portal often and check your email on a daily regular basis for updates and other communication from the universities.

Admission Exams: Take the **SAT** Reasoning and/or **ACT** plus Writing –The last tests that you can take to be considered for Fall 2017 admission are in December. The SAT Subject Test is no longer required for admission, however, you should check with each campus and major department for which you want to apply for specific supplemental requirements.

Educational Opportunity Program (EOP)

Educational Opportunity Programs provide educational access and opportunity for low-income and educationally disadvantaged students throughout California, the majority of who are first-generation college students. EOP services include admission counseling, academic advising, peer mentoring, courses offered in conjunction with academic departments, student success workshops, tutoring, Graduation Writing Test preparation, and supplemental financial assistance. For more information, please visit the website for each campus you are interested in applying to.



California State University - www.csumentor.edu

The California State University is the largest, and one of the most diverse system of higher education in the country with 23 campuses. Under the 1961 Master Plan for Higher Education, the CSU draws students from the top third of California's high school graduates and has more than 430,000 students, 42,000 employees, and 2 million alumni. About half of the bachelor's degrees and a third of the master's degrees awarded annually in California are from the CSU.

WWW.CSUMentor.edu - CSUMentor is a website designed to help students and their families learn about the California State University (CSU) system.

- Explore and Compare Campuses
- Explore Majors
- Apply to California State University Campuses
- Find out about Financial Aid

How to Apply:

Using the www.CSUMentor.edu website, you can apply to CSU campuses. No personal statement required. Applications for the Fall 2017 school year become available online starting October 1, and the deadline to submit your electronic application is November 30, 2016.

Application Tutorial Video:

https://secure.csumentor.edu/applications/csu/CSU_UG_2015/tutorials/player.asp?m=intro

CSU Youtube Channel: www.youtube.com/user/csuco

Admission Exams: Take the **SAT** and/or **ACT** –The last tests that you can take to be considered for Fall 2017 admission are in December. SAT Subject Test is NOT required for admission, however you should check with each major department, for each campus for which you want to apply, for specific supplemental requirements.

Educational Opportunity Program (EOP)

Educational Opportunity Programs provide educational access and opportunity for low-income and educationally disadvantaged students throughout California, the majority of who are first-generation college students. EOP services include admission counseling, academic advising, peer mentoring, courses offered in conjunction with academic departments, student success workshops, tutoring, Graduation Writing Test preparation, and supplemental financial assistance. Summer Bridge may offer courses in the areas of math, English, ethnic studies, study skills and orientation, as well as provide tutoring, academic advising, seminars and other retention activities and services which may vary from each campus.

If you think you might qualify for the EOP, please visit www.csumentor.edu for program and application details. You can also visit us on the web at www.calstate.edu/SAS/eop.

Independent (Private) Colleges & Universities

Interested in attending a private college or university? Explore private colleges and universities throughout California at www.Californiacolleges.edu. You will find information regarding private colleges in California, financial aid, and how to apply.

1. Northern California (1)

Simpson University, Redding

2. SF Bay Area (19)

California College of the Arts,	San Francisco
Calif. Institute of Integral Studies,	San Francisco
Dominican University of California,	San Rafael
Golden Gate University,	San Francisco
Holy Names University,	Oakland
Institute of Transpersonal Psychology,	Santa Clara
Mills College,	Oakland
Notre Dame de Namur University,	Belmont
Pacific Union College,	Angwin
Palo Alto University,	Palo Alto
Saint Mary's College of California,	Moraga
Samuel Merritt College,	Oakland
San Francisco Art Institute,	San Francisco
San Francisco Conservatory of Music,	San Francisco
Santa Clara University,	Santa Clara
Saybrook University,	San Francisco
Stanford University,	Stanford
Touro University - California,	Vallejo
University of San Francisco,	San Francisco

3. Central Valley (4)

Fresno Pacific University,	Fresno
Humphreys College,	Stockton
University of the Pacific,	Stockton
William Jessup University,	Rocklin

4. Central Coast (4)

California Lutheran University,	Thousand Oaks
Fielding Graduate University,	Santa Barbara
Thomas Aquinas College,	Santa Paula
Westmont College,	Santa Barbara

5. Los Angeles/Kern (30)

American Academy of Dram. Arts L.A.,	Hollywood
American Jewish University,	Bel Air
Antioch University Los Angeles,	Los Angeles
Art Center College of Design,	Pasadena
Azusa Pacific University,	Azusa
Biola University,	La Mirada
California Institute of Technology,	Pasadena
California Institute of the Arts,	Valencia
Chicago School of Prof. Psychology,	Los Angeles
Claremont Graduate University,	Claremont
Claremont McKenna College,	Claremont
Harvey Mudd College,	Claremont
Keck Graduate University,	Claremont
Loyola Marymount University,	Los Angeles
Marymount College,	Rancho Palos Verdes
Master's College, The,	Santa Clarita
Mount St. Mary's College,	Los Angeles
Occidental College,	Los Angeles
Otis College of Art + Design,	Los Angeles
Pacific Oaks College,	Pasadena
Pepperdine University,	Malibu
Pitzer College,	Claremont
Pomona College,	Claremont
Scripps College,	Claremont
So. California Univ. of Health Sciences,	Whittier
University of La Verne,	La Verne
University of Southern California,	Los Angeles
Western University of Health Sciences,	Pomona
Whittier College,	Whittier
Woodbury University,	Burbank



6. Orange (7)

Brandman University,	Irvine
Chapman University,	Orange
Concordia University,	Irvine
Hope International University,	Fullerton
Laguna College of Art & Design,	Laguna Beach
Soka University,	Aliso Viejo
Vanguard University of Southern California,	Costa Mesa

7. Riverside/San Bernardino (4)

California Baptist University,	Riverside
La Sierra University,	Riverside
Loma Linda University,	Loma Linda
University of Redlands,	Redlands

8. San Diego/Imperial (5)

Alliant International University,	San Diego
National University,	La Jolla
Point Loma Nazarene University,	San Diego
San Diego Christian College,	El Cajon
University of San Diego,	San Diego

*See schools websites for satellite locations.



Applying Via Common App & SENDedu



The **Common Application** (informally known as the **Common App**) is an undergraduate college admission application that applicants may use to apply to any of hundreds of member colleges and universities in the United States and the District of Columbia, as well as in Austria, France, Germany, Italy, Switzerland, and United Kingdom.

How it works:

1. **Register** by visiting www.commonapp.org and click on create an account.
2. When you **login** for the first time read the instructions for how to use the site.
3. **Search** for colleges and review their applications process and admissions requirements.
4. **Invite your counselor.**
There is a section called the **Secondary School Report** that your counselor **MUST** fill out, including a letter of recommendation or comments. You **MUST** submit a **Letter of Recommendation** form to assist your counselor in completing this report. Be proactive when requesting the letter of recommendation from your counselor and allow 2-3 weeks for completion. Information required from counselor is completed electronically.
5. **Invite other recommenders.** Can include teachers or community members who know you well, and with whom you have a positive relationship.

Tutorial Videos: www.youtube.com/user/thecommonapplication

SENDedu



Over 100 colleges use SENDedu and may request that your transcript and other documents be sent to them using this online service. Your counselor will receive an email from the service inviting him or her to participate. Your counselor can attach your Counselor Report and transcript electronically.

College Placement Testing

Most students entering community college or four year universities will be required to take placement tests that determine what writing and math class you begin with. So, make your senior year count! Doing well in your language arts class, and taking math senior year has its benefits. It could save you time and money by avoiding remediation. Below is information and resources for preparing for your college placement tests.

Community College:

Accuplacer: Is a suite of tests that determine your knowledge in math, reading and writing as you prepare to enroll in college-level courses. The results of the assessment, in conjunction with your academic background, goals and interests, are used by academic advisors and counselors to place you in the appropriate college courses that meet your skill level.

Resources:

College Board: <http://accuplacer.collegeboard.org/students>

Here you will find: ACCUPLACER iPhone App, The ACCUPLACER Web-Based Study App and ACCUPLACER@//MyFoundationsLab@.

Other Resources:

- www.mometrix.com/academy/accuplacer-test/
- <http://professionals.collegeboard.com/profdownload/accuplacer-sample-questions-for-students.pdf>
- Study books: Trivium Test Prep and Mometrix

University of California, California State University & Private Universities:

California State University:

CSU requires you to take the English Placement Test (EPT) and the Entry-Level Mathematics Test (ELM) before you enroll. Your scores will determine which math and English courses you should take to begin your career at CSU. For information on who is exempt please visit www.ets.org/csu/about and download their informational brochure.

California State University Early Assessment Program (EAP):

The Early Assessment Program (EAP) is designed to help high school seniors improve weak areas and polish strong ones by the time they begin taking classes at CSU. If you opted in, the assessment was part of your junior year SBAC exams. A score report that tells you whether you need additional preparation for college-level work or meet CSU's requirements for freshman math and English courses is printed on the back of the SBAC Score report. You should receive this report from the State of California sometime in August or September. Visit the EAP website at www.collegeeap.org for more information and to check your EAP status.

Resources:

- www.csunmathsuccess.org/exam_prep
- www.csuenglishsuccess.org/eshome

University of California:

All students are required to take the Analytical Writing exam unless they have satisfied the University of California Entry Level Writing Requirement in another way (please visit www.ucop.edu/elwr for details on who is exempt).

The math placement test requirement for UC varies from campus to campus, and major to major. Check with the Testing Center at your specific campus for testing requirements, sample questions and how to prepare.

Private/Out of State Universities:

Testing requirements for private and out of state universities will vary greatly. Contact the Testing Center at the university that you plan to attend for specific information regarding testing requirements.

NCAA Eligibility for College Bound Athletes

What is the NCAA?

National Collegiate Athletic Association (NCAA) was established in 1906 and serves as the governing body for more than 1,300 colleges, universities, conferences and organizations. If you are interested in participating in athletics at the college level, you are strongly encouraged to register with NCAA to have your eligibility evaluated.

What is NCAA Eligibility?

The NCAA Eligibility Center certifies the academic and amateur credentials of all college-bound student-athletes who wish to compete in NCAA Division I or II athletics and certifies student athletes as “eligible” based upon predetermined rules. The process involves registering online, submitting transcripts, and SAT or ACT scores. Ultimately, the individual student-athlete is responsible for achieving and protecting his or her eligibility status. Please visit the NCAA’s website at www.eligibilitycenter.org to review requirements, and to register online.

* Students should have registered at the end of their junior year. So, if you haven’t already registered you must do so as soon as possible.

Online Registration

To register with the NCAA Eligibility Center, go online to www.eligibilitycenter.org and click on the link for “NCAA College-Bound Student-Athlete,” to create a “New Account.” After registering, visit “My Planner” to view your status and check for any missing information or documents.

NCAA Eligibility Center Contact Information

Web address:

www.eligibilitycenter.org

NCAA Eligibility Center customer service:

U.S. callers (toll free): (877) 662-2321





Paying for College



Financial aid programs provide support for students to help meet the costs of pursuing higher education. Funding is provided by the federal and state governments, the individual colleges and universities, and a variety of other public and private sources. You **must** sign up for FAFSA to be able to receive scholarship monies, loans or grants.

Financial aid is divided into two categories:

Achievement-based aid is awarded to students who have a special characteristic, skill, talent, or ability. Typically achievement-based aid is in the form of scholarships.

Need-based aid is provided to students who demonstrate financial need. Most financial aid, particularly public-funded aid, is awarded on the basis of financial need determined through the FAFSA application process and in accordance with a prescribed federal formula.

4 Basic Types of Financial Aid Programs Available	
<p>Grants Federal or state gift assistance with no obligation for work or repayment</p>	<p>Loans Providing funds now, but with a future repayment obligation</p>
<p>Scholarships Gift assistance with no obligation for work or repayment</p>	<p>Work-Study Student is offered part-time work while attending the institution</p>

Steps to Obtaining Financial Aid:



Step 1: Find out if you qualify for financial aid – www.federalstudentaid.ed.gov

Step 2: Apply for your PIN from the Federal Student Aid at - www.pin.ed.gov

Step 3: Beginning October 1, 2016, submit your Free Application for Federal Student Aid (FAFSA) at - www.fafsa.ed.gov. The state **priority deadline** to qualify for aid for the 2016-2017 academic year is **March 2, 2017**.

Additional Resources:

- www.csumentor.edu/finaid
- www.calgrants.org

Santiago High School Local Scholarships:

Each year CNUSD and Santiago High School partner with local business and organizations to offer our students scholarships. Each participating organization provides specific eligibility criterion. Students must **select only scholarships for which they are eligible** and complete a **“Local Scholarship Packet”** at www.cnusd.k12.ca.us/shs → *Counseling* → *Scholarships*.

A complete packet should include the following:

Step 1: Create a Cover Sheet with your name, student ID number and List all scholarships you are applying for and are **ELIGIBLE** for in alphabetical order, centered.

Please do not apply if you are not eligible

Step 2: Complete a 2016-17 Local Scholarship Application.

Must be submitted by the **February 13, 2017** deadline, with all supporting documents.

John Doe #123456

Best Buddies
 Cinco de Mayo
 Corona-Norco Teachers Association
 Eagle Glen Dental
 Retired Teacher Association
 Santiago High School PTSA

<p>Step 2: (Complete Your Application) Student ID # _____</p> <p style="text-align: center;">Santiago High School Local Scholarship 2011-12 LOCAL SCHOLARSHIP APPLICATION</p> <p>Print or Type</p> <p>Last Name _____ First Name _____</p> <p>Address _____ City, State, Zip _____</p> <p>Home Telephone # _____ Student's Cell Phone # _____ Student's Email _____</p> <p>Name of Father's/Guardian _____ Name of Mother's/Guardian _____</p> <p>Father's/Guardian Occupation & Employer _____ Mother's/Guardian Occupation & Employer _____</p> <p>Parents' gross yearly income _____ (Adjusted Gross Income from most recent tax return) # of family members living in household _____ # of family members attending college in your household _____</p> <p>Are you presently employed? <input type="checkbox"/> yes <input type="checkbox"/> no If yes, complete the following:</p> <table style="width: 100%; border-collapse: collapse;"> <tr> <td style="width: 33%;">Business or Company _____</td> <td style="width: 33%;">Position _____</td> <td style="width: 33%;">Hrs. per week _____</td> </tr> </table> <p>List volunteer/community service that you have been involved in during high school: Organization _____ Dates _____ Name of Person in Charge _____ _____ _____</p> <p>List your extra-curricular activities (Athletics, Clubs/Organizations and school years involved): Activities: School year/year(s) of involvement _____ _____ _____</p> <p>Honors & awards received during high school (include the grade level that it was received): _____ _____</p>	Business or Company _____	Position _____	Hrs. per week _____	<p>Step 2: (Complete Your Application) Student ID # _____</p> <p>Leadership Positions/Year served: _____ _____ _____</p> <p>Colleges you have applied to (in order of preference): _____ _____ _____</p> <p>Anticipated College Major: _____ Career Goal _____</p> <p>I verify that the information provided on this application is complete and honest and I am completing this scholarship application on my own. Parents' signature assures that the income stated above is true and accurate.</p> <p>Student Signature _____ Date _____</p> <p>Parent Signature _____ Date _____</p> <p>Deadline to submit this application: February 8, 2017.</p>
Business or Company _____	Position _____	Hrs. per week _____		

Step 3: Autobiographical Essay - 1 Page Maximum.

First paragraph: Introduce yourself, your family and your background.

For Example:

My name is John Doe and I ...

Second paragraph: Mention your current situation, academic accomplishments, extra-curricular activities, job or volunteer experiences; interesting things about yourself (likes/dislikes, interests, travel experiences, etc.).

Third paragraph: Mention your career/college plans, areas of study in which you are interested, why you need the money to achieve your goals and how you will use the money. Include what you would like to be doing in five to ten years that might be relevant to your scholarship award sponsor.

*Formatting your essay is important: typed, double spaced,
 standard margins, 12 font page limit strictly enforced.*

Step 4: 2 Letters of Recommendation

Fill out a “*Letter of Recommendation Request*” form if you plan to request a letter from a SHS staff member. Provide as much information about yourself as you can and allow 2-3 weeks for them to complete your letter.

Step 5: Unofficial

Print an unofficial copy of your transcript using your Q Student or Q Parent Account.

Step 6: Complete Your Packet

Put your packet in order (Steps 1-5) and make a copy of the completed packet for each scholarship you are applying for.

Submit your completed application packet(s) to the College and Career Center.

Participating Organizations Include:

Best Buddies Scholarship
California School Employees Association (CSEA)
Cameron Paige Aguirre Memorial Scholarship
Catholic Daughters of America
Cinco de Mayo
Circle City Kiwanis
Corona Girls Softball Association
Corona Host Lions Club
Corona-Norco Management Association
Corona-Norco Teachers Association (CNTA)
Corona Police Officers Association
Corona Police Community Partnership (John Cleghorn Scholarship)
Corona Rotary Club (Gordon H. Duncan Scholarship)
Eagle Glen Dental Scholarship
Goodie Randhawa Memorial Scholarship
It’s Our Hope Scholarship
Kenneth Whitcomb Vocational Scholarship
Retired Teacher Association
Roger Miller Memorial Scholarship
Santiago High School Counselors’ Scholarship
Santiago Youth Cancer Society Scholarship
Soroptomist Club of Corona
Woman’s Improvement Club of Corona

For a complete list of scholarships and eligibility requirements please visit www.cnusd.k12.ca.us/shs select “**Counseling**” then go to the “**Scholarships**” tab.

*** **Deadline**: February 13, 2017 by 3:00 pm.

Step 4: (2 Letters of Recommendation)

Letter of Recommendation Request

Private universities and many scholarships require that you include a letter of recommendation. If you plan to ask your counselor, teacher, or administrator for a letter of recommendation, please use the following tips to streamline the process.

UC & CSU COLLEGES DO NOT REQUIRE OR ACCEPT LETTERS OF RECOMMENDATION

WHEN YOU REQUEST A LETTER OF RECOMMENDATION FROM A COUNSELOR, TEACHER, OR ADMINISTRATOR:

- Make sure that the person you ask to write your recommendation knows you well and has a positive rapport with you.
- Make personal contact (preferably via an appointment) with the person you intend to ask for a letter of recommendation. **NEVER** leave a request in a mailbox. In person, you can ask for a letter of recommendation instead of assuming that one will be written.
- Fill out the Personal Profile and Senior Data Form completely and give it to your counselor, teacher, or administrator.
- Always be sure to give the writer **AT LEAST TWO-THREE SCHOOL WEEKS NOTICE** (preferably more). This will help assure that the writer’s schedule will allow him/her to respond before your deadline. Your lack of planning does not constitute an emergency on their part.
- If you are not applying through the Common Application, you may need to request an official transcript from the registrar’s office for each college that you are applying to. Scholarships might also require an official transcript.
- **When filling out your questionnaire, use brief narratives to describe and give examples of your qualities, accomplishments and goals.** Your parents can be a good resource of information for you to ask them to help.
- If you need more space to write your information, feel free to use additional paper and attach it to your profile.
- Thank the writer. A verbal and/or personal note reflects your manner and an understanding of the time and effort given to write your letter of recommendation.

REMINDER: ALLOW A MINIMUM OF 2-3 SCHOOL WEEKS FOR LETTERS

General Scholarships:

The following is a list of general scholarships (national) that have come across our campus in past years. Please note: This list is only an example of scholarships offered in past years. The same scholarships may or may not be offered during the 2016/2017 school year. These scholarships vary in award amounts, requirements for applying, and deadlines. It is up to the student to observe all requirements carefully. Most applications are online or given when student contacts organization. Please listen for scholarship announcements in the daily announcements. You can also visit our website at: www.cnusd.k12.ca.us/shs, click on “**Scholarships**” under the “**Guidance**” tab.

- **Arrowhead Foundation Scholarship** College-bound, essay, 2.5+ GPA, community service
- **California Egg Commission** College - bound senior
- **California-Hawaii Elks Association** Student earning 2-year or less degree or certificate
- **Coca-Cola Scholars Program** 3.0+ GPA, college-bound, US citizen
- **Corona-Norco PTA** current member of PTSA, college-bound, community service
- **Corona Regional Medical Center** 3.5+ GPA, career goal; physician or nurse, community service
- **Discover Card** 3.0+ GPA, college-bound, community service
- **Easley National Scholarship Scholastic** ability, intellectual potential, person integrity
- **Golf Association** 2 or 4 year college-bound, extracurricular activities
- **Greater Riverside Dollars for Scholars** Senior, essay, GPA, community service
- **Hispanic Scholarship** Hispanic heritage, 3.0+ GPA, full time college-bound
- **Icon Board Shop** 2 or 4 year college-bound, surfer or skateboarder, essay
- **Italian Catholic Federation** Scholastic achievement, financial need, leadership
- **Mensa Education and Research Foundation** US citizen enrolling in post-secondary education
- **Mothers of Twins Scholarship** Senior of multiple birth, will attend college, financial need
- **Native Sons of the Golden West** Students under age 20, oral speech required
- **PTA State** Graduating high school senior, current PTSA member
- **Ayn Rand Scholarship** - Anthem Essay Contest 9th or 10th grade, essay
- **Ayn Rand Scholarship** – Fountainhead Essay 11th or 12th grade, essay
- **Riverside Community College** Seniors with 3.0+ GPA who will attend RCC fulltime
- **Riverside County’s Credit Union Scholarship** Senior, essay
- **RCOE Office Professionals** Senior pursuing college level education
- **Ronald McDonald House** African-American, Asian, & Hispanic college-bound youth, San
- **Jose Mercury** Senior pursuing degree in journalism
- **SAE Engineering** College-bound, engineering or related science career
- **Siemens Foundation** Science project
- **Skirball Institute Scholarship** Students in grade 10-12, essay
- **Southern CA Cable & Telecommunications Assoc.** College-bound, 2.5+ GPA, career in cable or communications
- **Southern California PGA** 2 or 4 year college-bound, extracurricular activities
- **Spirol International** College-bound, 2.5+ GPA, career in business, manufacturing
- **Wal-Mart** College-bound, community service, extracurricular activities

Remember...this is only a partial listing. Only scholarships that are sent directly to the school, such as those listed above, will be announced on the daily announcements and placed on our website at www.cnusd.k12.ca.us/shs (go to Guidance & click on Scholarships).

Search for scholarship information using resources such as scholarship books, computer programs, and the internet. It is the student’s responsibility to take time to research avenues for obtaining general scholarships. Don’t be afraid to apply for anything and everything you are eligible for.



** Beware of Scholarship Scams*

Scholarship scams can shrink your college savings. Organizations offering scholarships don’t usually ask for money. Before you consider sending money to a scholarship service, that guarantees results, do your homework. <http://studentaid.ed.gov/types/scams>

Other Scholarship Resources:

Websites:

- The College Board www.collegeboard.org
- ACT Registration www.actstudent.org
- Financial Aid Information www.finaid.org
- FastWEB Scholarship Search www.fastweb.com
- Association of Independent CA Colleges & Universities www.naicu.edu

Check out the financial aid websites for the schools you are applying to.

Books:

- Peterson's Scholarships, Grants and Prizes
- College Costs & Financial Aid Handbook
- Prentice Hall Guide to Scholarships & Fellowships for Math & Science Students
- The Ambitious Student's Guide to Financial Aid
- The A's and B's of Academic Scholarships

** Beware of Scholarship Scams*

Scholarship scams can shrink your college savings. Organizations offering scholarships don't usually ask for money. Before you consider sending money to a scholarship service, that guarantees results, do your homework. <http://studentaid.ed.gov/types/scams>



Letter of Recommendation

Private universities and many scholarships require that you include a letter of recommendation. If you plan to ask your counselor or teacher for a letter of recommendation, please use the following tips to streamline the process:

Letter of Recommendation Request Etiquette

- You need to plan ahead! Allow the person you are requesting a letter of recommendation from **2-3 weeks to complete it**. Many times that individual is working on a number of recommendations simultaneously, which can be time consuming.
- Please visit www.cnusd.k12.ca.us/shs and select "**Counseling**" then click on "**Letter of Recommendation Request**" to download a copy of the Letter of Recommendation Request Questionnaire form. You can also pick one up from one of the Counseling office.
- When filling out your questionnaire, use brief narratives to describe and give examples of your qualities, accomplishments and goals. *Your parents can be a good resource of information for you! So, do ask them to help.*
- Speak to the person whom you are requesting a letter of recommendation from in person if possible, and provide them with a copy of your completed Letter of Recommendation Request Questionnaire form.
- The person(s) you choose should know you, and have had positive interactions with you.
- Be sure to thank the person(s) whom you have requested a letter of recommendation from. Gratitude goes a long way!

**** UC and CSU schools DO NOT require or accept letters of recommendation, unless you are specifically asked to submit one as part of a supplemental application.**

How to Order a Transcript

You can order copies of your transcript from the **registrar's office** using the following forms:

Official Transcript Request Form:

SANTIAGO HIGH SCHOOL
CORONA-NORCO UNIFIED SCHOOL DISTRICT
OFFICIAL TRANSCRIPT REQUEST

You must return this completed form **with an Envelope** (legal size) to the Registrar's Office. You must pick up your completed transcript. **Do not include your return address on envelope.**

You must include a legal-size envelope. You must pick up your transcript.

Student's Name _____ Cell _____ Student ID# _____ Grade _____ Date _____

Name of College or Organization _____

Name of College or Organization _____

Name of College or Organization _____

I would like my transcript prepared. (Check only one!)
Immediately: _____ End of semester: _____

Parent Signature (required if student under 18 yrs) _____ Student Signature _____

Transcript completed on _____ by _____

OFFICE USE ONLY

Unofficial Transcript Request Form:

SANTIAGO HIGH SCHOOL
CORONA-NORCO UNIFIED SCHOOL DISTRICT
REQUEST FOR UNOFFICIAL TRANSCRIPT

Please fill this form out and return to the Registrar's Office, your request will be completed in 24-48 hours. One unofficial copy of your transcript will be provided to you each semester.

Student's Name _____ Cell _____ Student ID# _____ Grade _____ Date _____

Student Signature _____

Transcript given to student on _____ by _____

OFFICE USE ONLY

- Allow at least 1 week for your request to be processed.
- Check with each institution that you have applied to for instructions on when to submit transcripts; it can vary from university to university.
- UC schools don't usually want transcripts until the end of the school year unless you are specifically asked to submit them.
- Cal State schools usually want transcripts early second semester; check with each school for specific due dates.

NCAA Transcript Requests:

Visit https://web3.ncaa.org/ECWR2/NCAA_EMS/pdf/Transcript_Release_Form.pdf to download a copy of the NCAA Transcript Request Form.

For more information about NCAA Eligibility and submitting your transcript please visit www.eligibilitycenter.org.

NCAA Eligibility Center Transcript Release Form

Student's Name _____ NCAA ID# _____

This form can be used to send an official transcript through grade 11 and/or the final transcript after graduation from high school. *Final transcripts will not be accepted.*

The above student has requested academic records be sent to the NCAA Eligibility Center from your high school. Your school may use this release as authority to transmit academic records to the address listed below.

Authorization Signatures

I, undersigned and agree to provide to the undersigned in the NCAA Eligibility Center for the College-Bound Student-Athlete, I authorize the high school listed to release to the Eligibility Center my transcripts, proof of graduation, and any other academic or non-academic information or records, as requested by the Eligibility Center for the purpose of determining my athletic eligibility. I further authorize the Eligibility Center to receive personally identifiable information from my education records released to the Eligibility Center pursuant to the release form and security information available to the NCAA, to my high school under the terms and conditions of its release to ACT or ACT's, to my high school(s) or to an NCAA member institution requesting my eligibility information to the extent that such information is necessary to assist, verify or review my athletic eligibility. I also authorize the NCAA to disclose personally identifiable information from my education records to a third party (including but not limited to the media) as necessary to protect and disseminate information to the media or related to my participation in this information disclosure, without such disclosure constituting a violation of my rights, including my rights under the Family Educational Rights and Privacy Act.

I, undersigned and agree that the information provided to the Eligibility Center for the purpose of determining my athletic eligibility may be used by the NCAA and Eligibility Center, including, but not limited to, the academic preparation and performance of student-athletes, and related issues. I also understand and agree that such release may be published or distributed to third parties, but that I will not be identified in any such published or distributed data. I also understand that the Eligibility Center will send my eligibility status to any NCAA Division I or II college that requests it. Further, I request that the Eligibility Center not send my eligibility information at my request. Other than the college that made the request for third information. Please, be aware that if no member institution requests my eligibility status, a final verification may not be processed. By submitting this form, I understand that my responsibility to provide accurate and true information to the Eligibility Center and to provide accurate and timely updated information as necessary.

Student: Read and Sign Below

I certify that I am the person whose name appears on this form and that I have read and agree to the authorization statement outlined above.

Student Signature _____ Date _____

Parent Signature _____ Date _____

If student is under 18 years of age

Send to:
NCAA Eligibility Center
Commitment Processing
2121 East 151st
Indianapolis, IN 46227